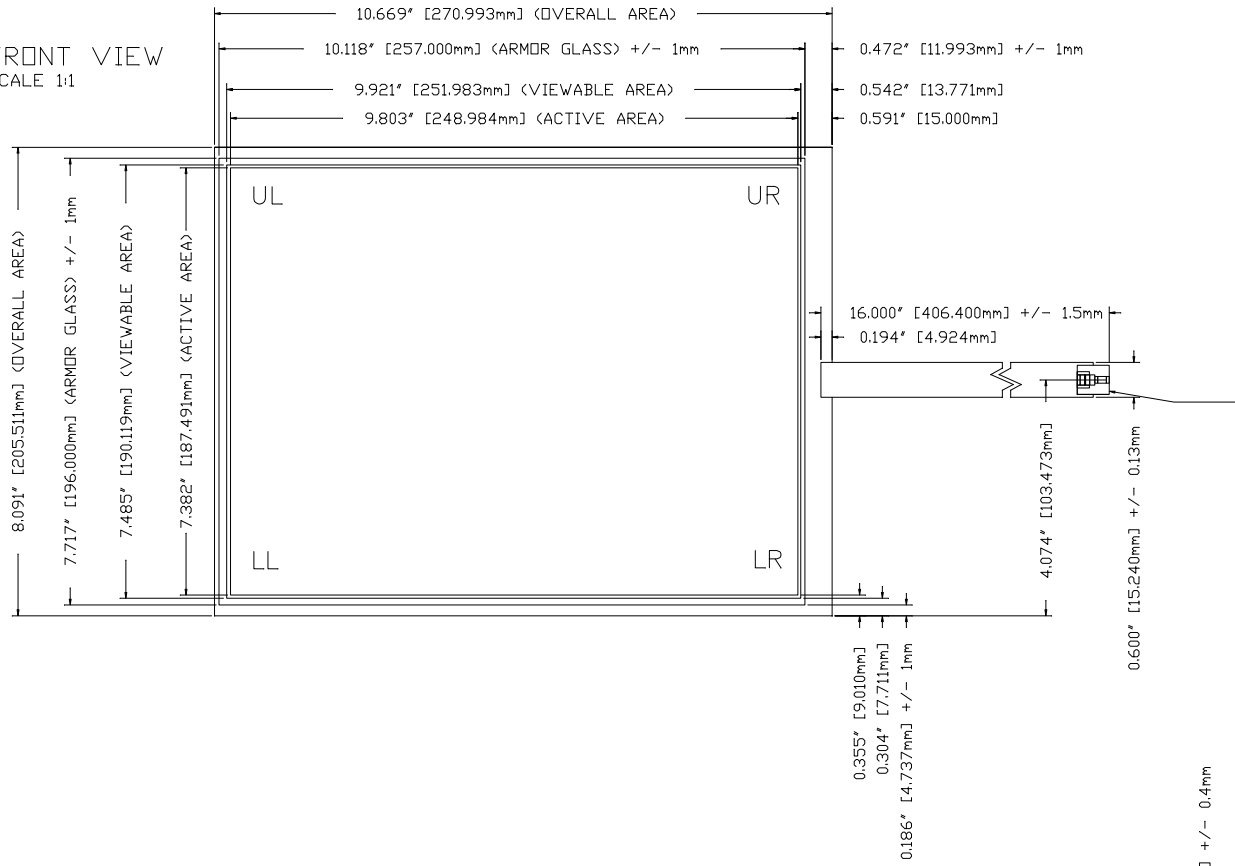


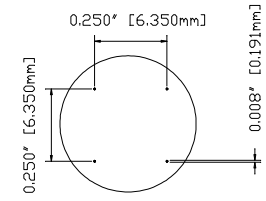
THE DIMENSIONS AND TECHNICAL INFORMATION IN THIS DRAWING ARE THE SOLE PROPERTY OF A.D. METRO. NO PART OF THIS DRAWING IS TO BE REPRODUCED OR TRANSMITTED IN ANY FORM OR BY ANY MEANS, ELECTRONIC OR MECHANICAL, INCLUDING PHOTOCOPYING, RECORDING, OR BY ANY INFORMATION STORAGE AND RETRIEVAL SYSTEM, WITHOUT THE WRITTEN PERMISSION OF A.D. METRO.

REVISIONS			
LET	DESCRIPTION	DATE	BY
A	INITIAL RELEASE	11-19-11	DZ
B	FIX DIMS, TOLERANCES	08-23-13	DZ

FRONT VIEW
SCALE 1:1



PIN	X1
1	LL
2	UL
3	SENSE
4	LR
5	UR

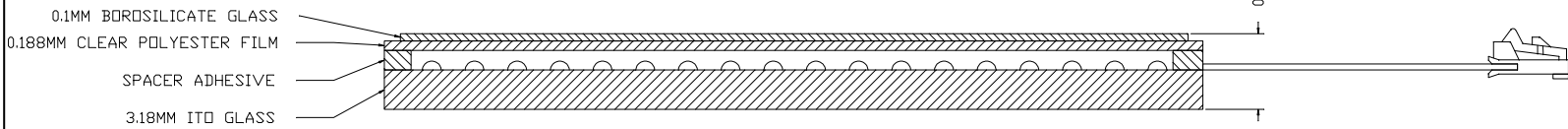


DETAIL A - DOT SPEC
SCALE 5:1

NOTES:

1. SUBSTRATE: 3.18MM ITO GLASS.
2. ALL DIMENSIONS IN INCHES [MILLIMETERS].
3. SAFETY SEAM ON ALL EDGES.
4. CABLE: 5-PIN FFC TYPE .
5. CONNECTOR: AMP TYPE WITH 0.1' [2.54MM] CENTERS, LATCHING, PART NUMBER 487526-4 OR EQUIVALENT.
6. TOUCH SCREEN TO BE ACTIVATED WITHIN ACTIVE AREA ONLY. NON-ACTIVE AREA MUST HAVE SCREENED ON DIELECTRIC. VIEWABLE AREA MUST BE TRANSPARENT WITH NO LINEARITY PATTERN VISIBLE.
7. TOTAL SENSOR THICKNESS: 0.142' [3.600MM].
8. LINEARITY PATTERN: PEPPER.

SIDE VIEW
NOT TO SCALE



ADmetro A.D. METRO - 1181 PARLISEN ST - OTTAWA, ONTARIO

AD12.1ULTRA

TOLERANCING UNLESS OTHERWISE SPECIFIED SEE ASSOCIATED SHEET 8/13	DRAWN BY: DZ	PROJECT/ASSET NO.:	SCALE:
DATE: 08-23-13	DATE: 08-23-13	SHEET: 1	SHEET: 1
PROJECT NAME:	PART NO.:	3A99110CL	

3D NET SCALE DRAWING