


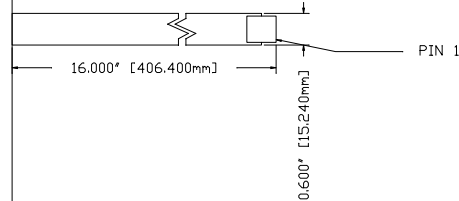
THIS DRAWING IS THE PROPERTY OF AD METRO. IT IS TO BE USED ONLY FOR THE PROJECT AND QUANTITY SPECIFIED ON THE DRAWING. IT IS NOT TO BE REPRODUCED, COPIED, OR TRANSMITTED IN ANY FORM OR BY ANY MEANS, ELECTRONIC OR MECHANICAL, INCLUDING PHOTOCOPYING, RECORDING, OR BY ANY INFORMATION STORAGE AND RETRIEVAL SYSTEM. WITHOUT THE WRITTEN PERMISSION OF AD METRO.

REVISIONS			
LET	DESCRIPTION	DATE	BY
A	INITIAL RELEASE	06-22-11	DZ

FRONT VIEW  
SCALE 1:1



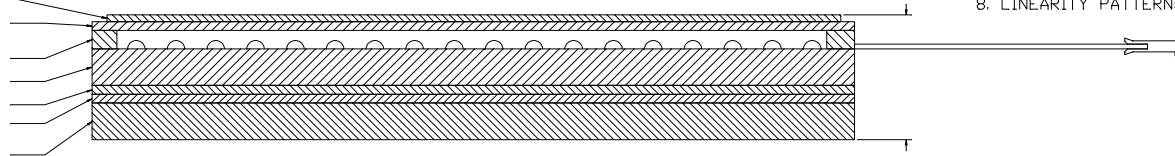
PIN	X1
1	LL
2	UL
3	SENSE
4	LR
5	UR



DETAIL A - DOT SPEC  
SCALE 5:1

SIDE VIEW  
NOT TO SCALE

- 0.1 MM BORSILICATE GLASS
- 0.188MM A/G POLYESTER FILM
- SPACER ADHESIVE
- 3.18MM ITO GLASS
- 0.4MM LAMINATION BONDLINE
- 0.2MM IR REJECTION FILM
- 3MM CHEMICALLY STRENGTHENED GLASS



NOTES:

1. SUBSTRATE: 3.18MM ITO GLASS.
2. ALL DIMENSIONS IN INCHES [MILLIMETERS].
3. SAFETY SEAM ON ALL EDGES.
4. CABLE: 5-PIN FFC TYPE.
5. CONNECTOR: AMP TYPE WITH 0.1" [2.54MM] CENTERS, NON LATCHING, PART NUMBER 487378-4 OR EQUIVALENT.
6. TOUCH SCREEN TO BE ACTIVATED WITHIN ACTIVE AREA ONLY. AREA BETWEEN ACTIVE AND VIEWABLE AREAS MUST HAVE A SCREENED ON DIELECTRIC. VIEWABLE AREA MUST BE TRANSPARENT WITH NO LINEARITY PATTERN VISIBLE.
7. TOTAL SENSOR THICKNESS: 0.283" [7.200MM].
8. LINEARITY PATTERN: PEPPER.

ADmetro A D METRO - 1001 PARRISON ST - OTTAWA, ONTARIO

AD15.0ULTRA

TOLERANCING	DRAWN BY/DZ	PROJECT/PART NO.	SCALE
UNLESS OTHERWISE SPECIFIED	DWY 06-22-11	AD15.0ULTRA	1:1
SEE ALSO: ANGLES: ANG:	PROJECT NAME:	DWG. NO.:	SHEET: 1 OF 1
DO NOT SCALE DRAWING		3A99150-IC30	