


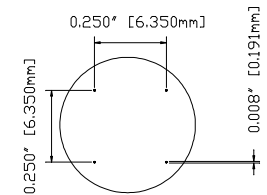
THIS DRAWING AND ALL INFORMATION HEREON IS THE SOLE PROPERTY OF A.D. METRO. IT IS TO BE USED ONLY FOR THE PURPOSES SPECIFIED HEREIN. NO PART OF THIS DRAWING IS TO BE REPRODUCED OR TRANSMITTED IN ANY FORM OR BY ANY MEANS, ELECTRONIC OR MECHANICAL, INCLUDING PHOTOCOPYING, RECORDING, OR BY ANY INFORMATION STORAGE AND RETRIEVAL SYSTEM, WITHOUT THE WRITTEN PERMISSION OF A.D. METRO.

REVISIONS			
LET	DESCRIPTION	DATE	BY
A	INITIAL RELEASE	02-20-08	DZ
B	UPDATE DRAWING INFORMATION	06-22-09	DZ
C	CHANGE DRAWING STYLE	12-18-09	DZ

FRONT VIEW
SCALE 1:1



PIN	X1
1	LL
2	UL
3	SENSE
4	LR
5	UR

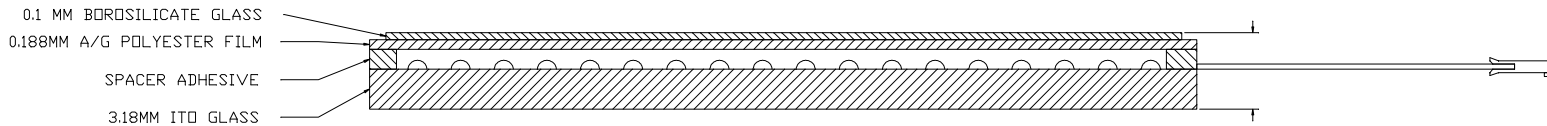


DETAIL A - DOT SPEC
SCALE 5:1

NOTES:

1. SUBSTRATE: 3.18MM ITO GLASS.
2. ALL DIMENSIONS IN INCHES [MILLIMETERS].
3. SAFETY SEAM ON ALL EDGES.
4. CABLE: 5-PIN FFC TYPE .
5. CONNECTOR: AMP TYPE WITH 0.1" [2.54MM] CENTERS, NON LATCHING, PART NUMBER 487378-4.
6. TOUCH SCREEN TO BE ACTIVATED WITHIN ACTIVE AREA ONLY. AREA BETWEEN ACTIVE AND VIEWABLE AREAS MUST HAVE A SCREENED ON DIELECTRIC.
7. TOTAL SENSOR THICKNESS: 0.142" [3.600MM].
8. LINEARITY PATTERN: PEPPER.

SIDE VIEW
NOT TO SCALE



ADmetro A D METRO - 1181 PARKSIDE ST - DITTON, ONTARIO

AD17.1ULTRA

TOLERANCING UNLESS OTHERWISE SPECIFIED	DRAWN BY: DZ	PROJECT/ASSEMBY NO.:	SCALE:
DATE: 12-18-09	DATE: 12-18-09	SHEET: 1	SHEETS: 1
PROJECT NAME:	PART NO.:		3A99180

DO NOT SCALE DRAWING